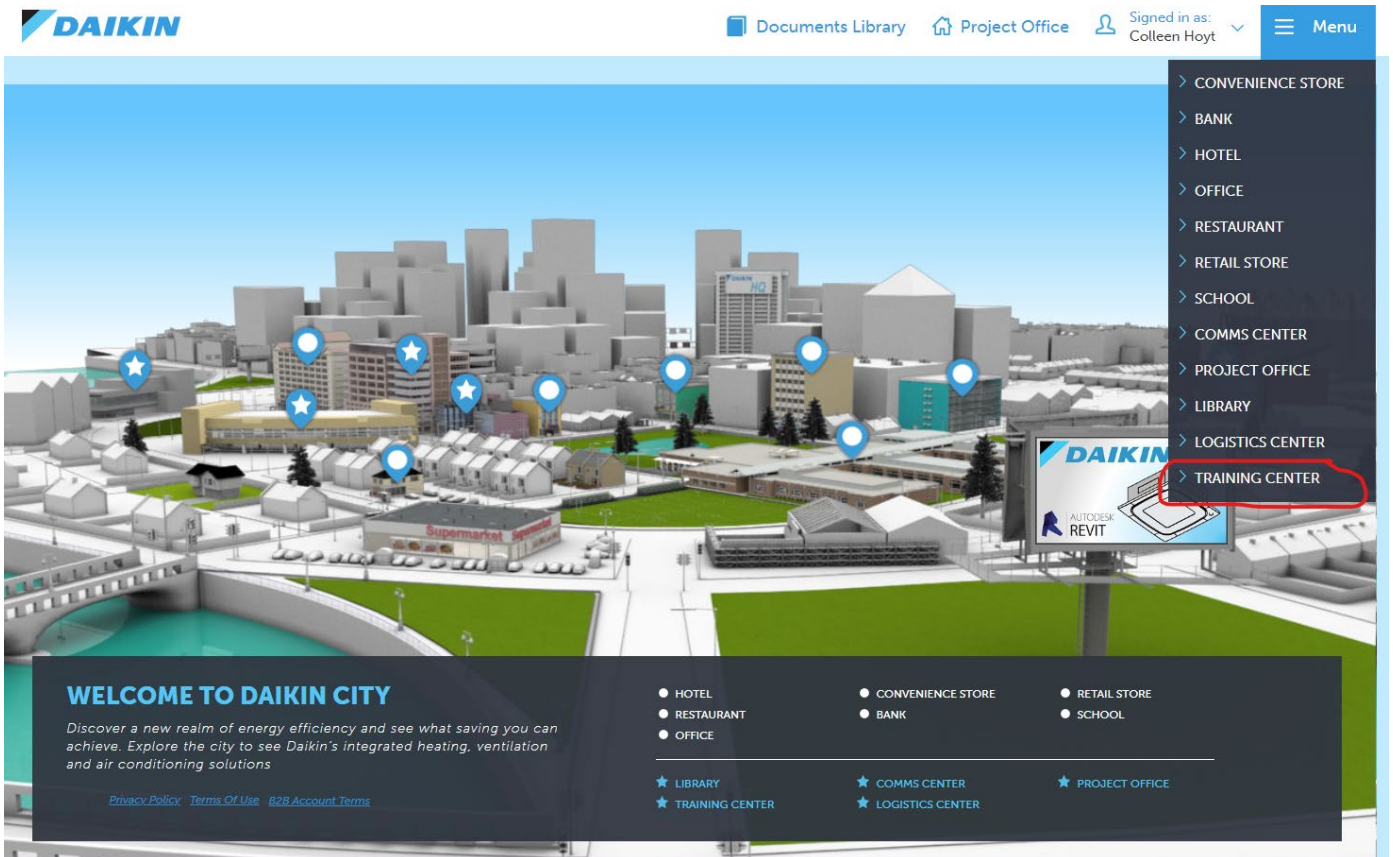


How to Register for a class in Daikin City

After your account is confirmed. You will need to search for the class you are looking to attend.

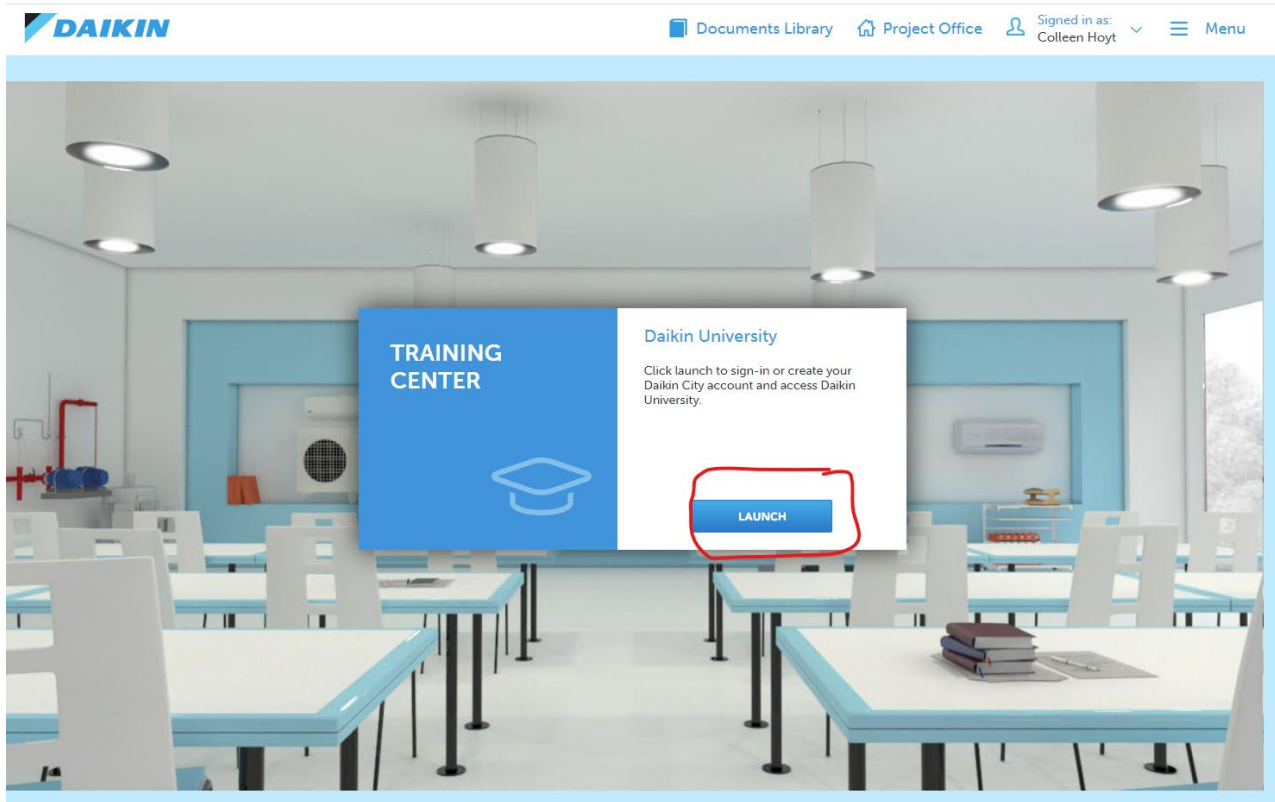
Step 1

On the main screen, click the Menu button in the upper right-hand corner and then go down to training.



Step 2

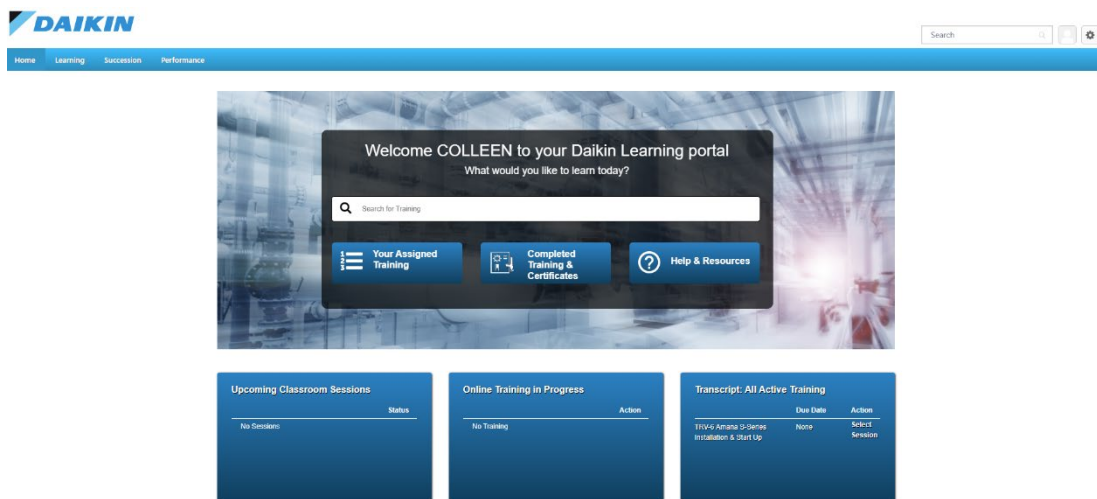
You will be brought to this page, click launch.



Step 3

This is where you will want to search for the class you are looking to enroll in. In the search bar in the center, search for the name of the class.

Example- TRV-6 Amana S-Series Installation & Start Up



Step 4

Once you click search, a list of classes will come up. Please be sure to click the correct class link. In this case it is the **TRV-6 Amana S-Series Installation & Start Up**.

The screenshot shows the DAIKIN Learning Search interface. At the top, there is a search bar with the text 'Amana S-Series Installation and start up'. Below the search bar, there are filters for DURATION, TYPE, SUBJECT, and PROVIDER. The search results are displayed in a grid of 8 cards. The first card, titled 'TRV-6 Amana S-Series Installation & Start Up', is highlighted with a red box. This card is an Event, 'Not Started', and has a 'Select Session' button. Other cards include 'Amana Nest Camera Set Up and Installation', 'TRV-7 Amana S-Series Service and', 'TD-12 SkyAir Installation & Start Up 02-22', 'Daikin Nest Camera Set Up and Installation', 'PRINCE2® Project Start Up, Initiation, and', 'Starting Up, Initiating and Directing a Proj:', and 'Amana Nest Protect - Installation'.

Step 5

You will then scroll down to the class you are looking for, click request. After you hit request, you will be registered! You will receive a confirmation email confirming you are enrolled in the class.

The screenshot shows the registration page for the 'TRV-6 Amana S-Series Installation & Start Up' class. The page displays the class title, dates, and times for two sessions. The first session is on April 14, 2023, from 9:00 AM to 5:00 PM EDT, with 9 seats available. The second session is on April 18, 2023, from 9:00 AM to 5:00 PM EDT, with 7 seats available. A third session is partially visible at the bottom, on April 18, 2023, from 9:00 AM to 5:00 PM EDT, with 20 seats available. A red box highlights the 'Request' button for the third session. The 'Request' button is yellow, and the 'Save for Later' button is grey. The 'View Details' button is blue with a dropdown arrow. The class title 'TRV-6 Amana S-Series Installation & Start Up' is also visible in a separate box on the right side of the page.